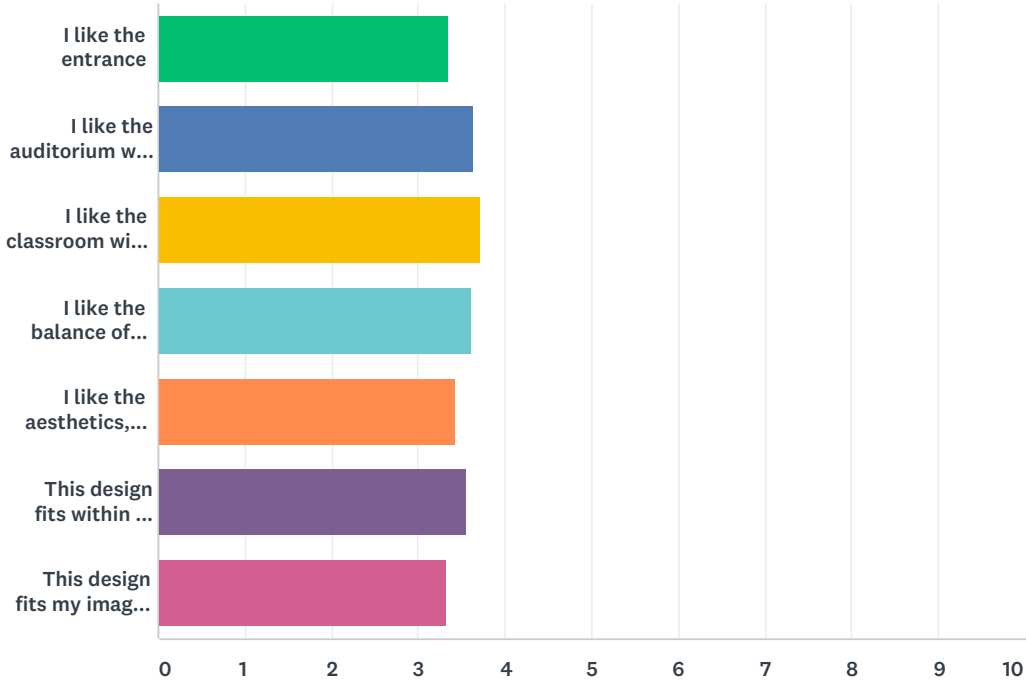


Q1 Do you agree with the following statements about Option A?

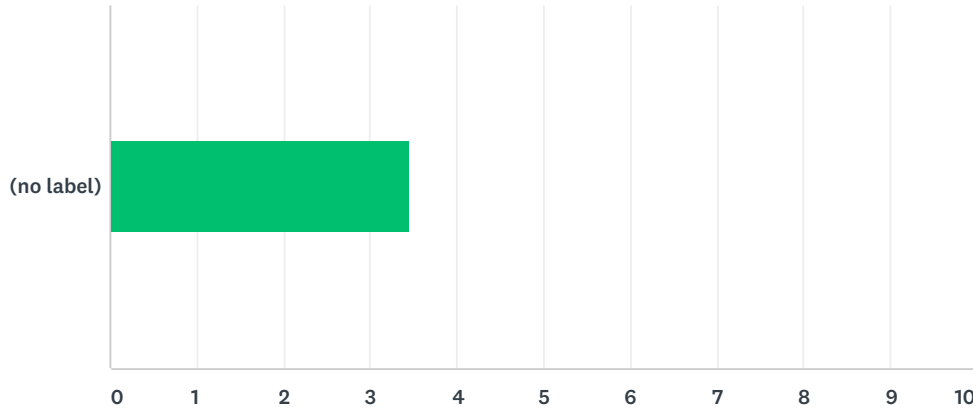
Answered: 1,367 Skipped: 35



	STRONGLY AGREE	AGREE	NEUTRAL	DISAGREE	STRONGLY DISAGREE	TOTAL	WEIGHTED AVERAGE
I like the entrance	25.49% 340	30.73% 410	12.52% 167	15.52% 207	15.74% 210	1,334	3.35
I like the auditorium wing (left)	21.08% 281	41.34% 551	22.81% 304	9.53% 127	5.25% 70	1,333	3.63
I like the classroom wing (right)	22.50% 304	44.12% 596	21.17% 286	7.03% 95	5.18% 70	1,351	3.72
I like the balance of materials	23.81% 321	39.54% 533	18.47% 249	11.35% 153	6.82% 92	1,348	3.62
I like the aesthetics, appearance	23.49% 318	34.27% 464	15.29% 207	15.36% 208	11.60% 157	1,354	3.43
This design fits within the fabric of Arlington	24.39% 330	35.62% 482	20.33% 275	10.42% 141	9.24% 125	1,353	3.56
This design fits my image of Arlington's future	22.58% 306	30.11% 408	18.38% 249	15.50% 210	13.43% 182	1,355	3.33

Q2 What is your overall rating for Option A?

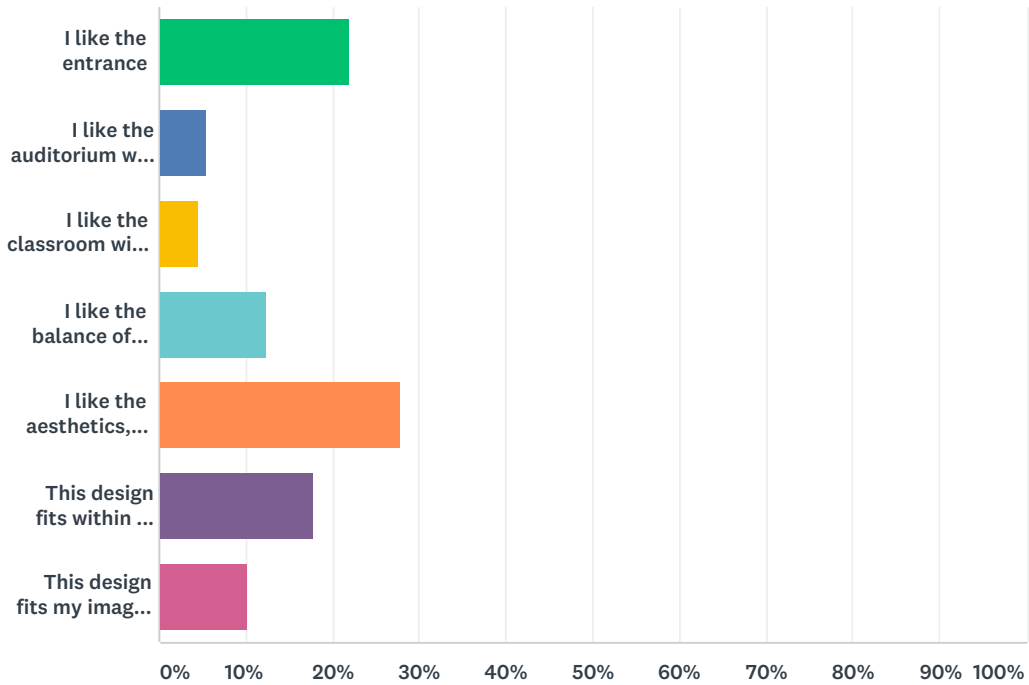
Answered: 1,402 Skipped: 0



	STRONG LIKE	LIKE	NEUTRAL	DISLIKE	STRONG DISLIKE	TOTAL	WEIGHTED AVERAGE
(no label)	25.75% 361	32.81% 460	13.41% 188	16.48% 231	11.55% 162	1,402	3.45

Q3 Which statement weighs most heavily in your overall rating for Option A?

Answered: 1,209 Skipped: 193

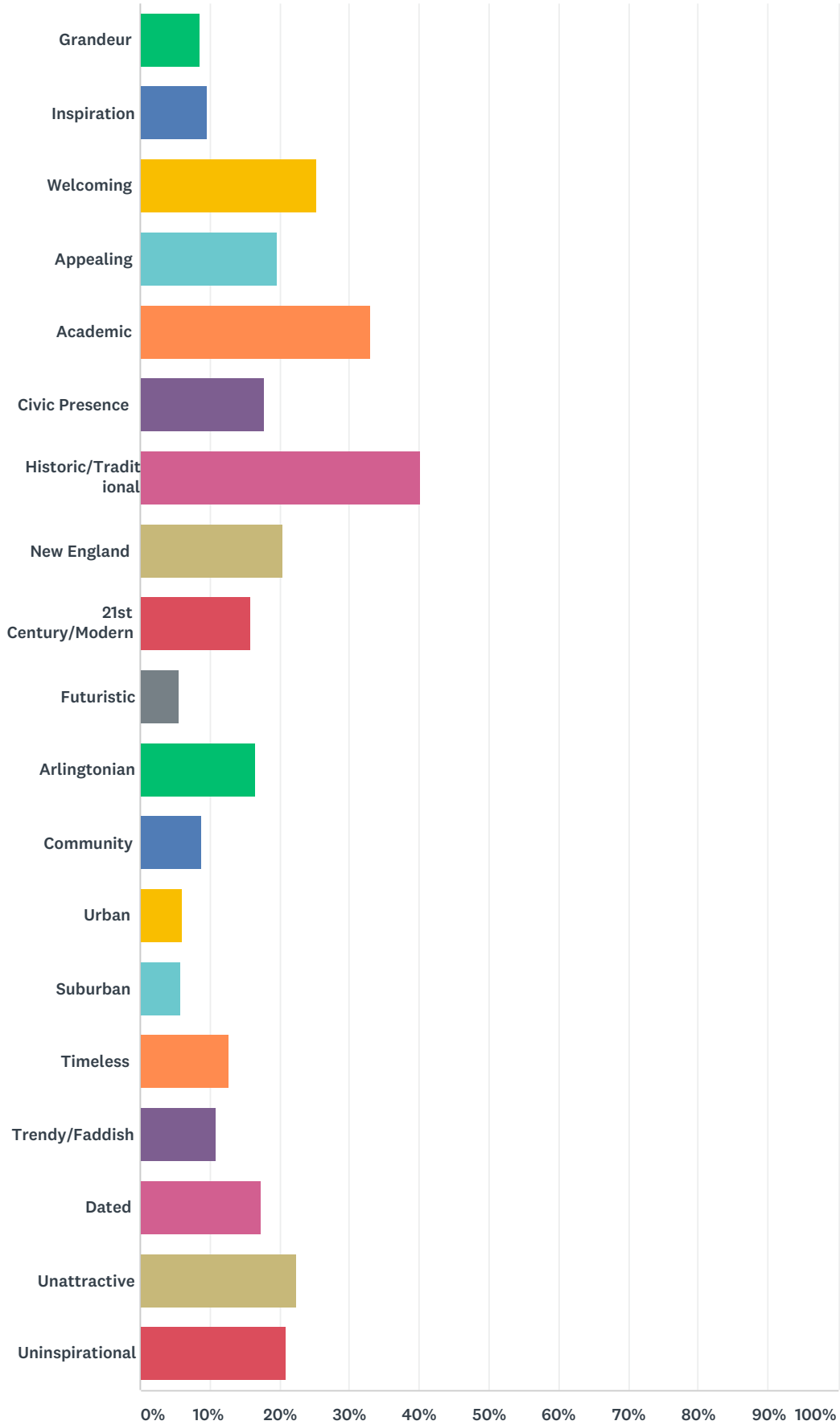


ANSWER CHOICES	RESPONSES	
I like the entrance	21.92%	265
I like the auditorium wing (left)	5.54%	67
I like the classroom wing (right)	4.55%	55
I like the balance of materials	12.24%	148
I like the aesthetics, appearance	27.87%	337
This design fits within the fabric of Arlington	17.70%	214
This design fits my image of Arlington's future	10.17%	123
TOTAL		1,209

Q4 What does Option A evoke for you? (please select no more than 4)

Answered: 1,332 Skipped: 70

AHS Building Project Schematic Design Feedback



ANSWER CHOICES

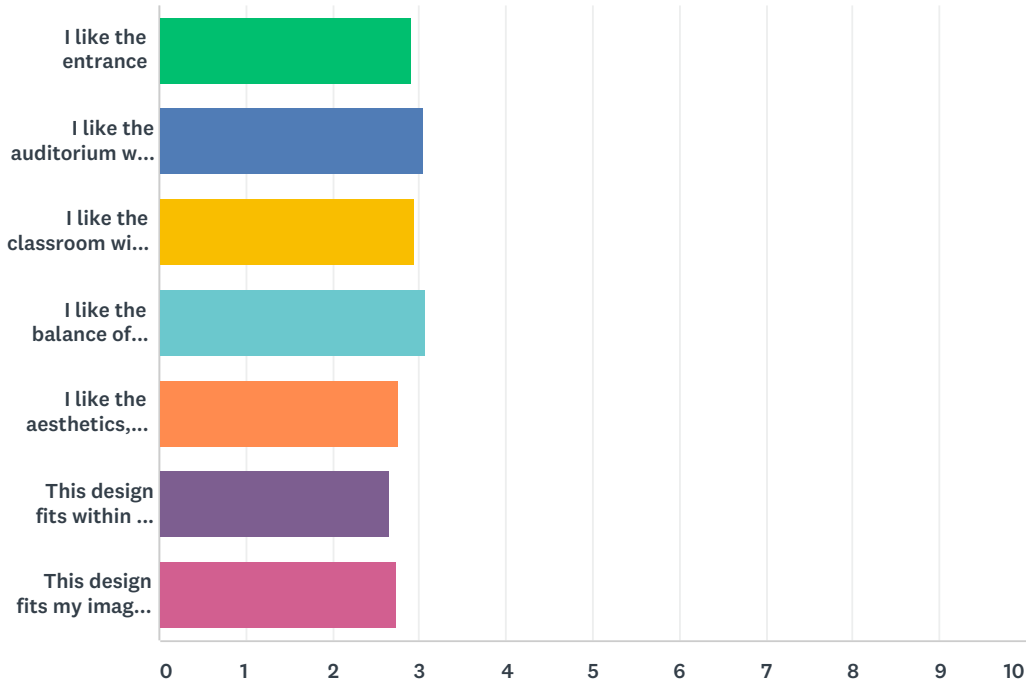
RESPONSES

AHS Building Project Schematic Design Feedback

Grandeur	8.48%	113
Inspiration	9.68%	129
Welcoming	25.38%	338
Appealing	19.59%	261
Academic	33.03%	440
Civic Presence	17.87%	238
Historic/Traditional	40.09%	534
New England	20.57%	274
21st Century/Modern	15.92%	212
Futuristic	5.63%	75
Arlingtonian	16.59%	221
Community	8.86%	118
Urban	6.08%	81
Suburban	5.78%	77
Timeless	12.76%	170
Trendy/Faddish	10.89%	145
Dated	17.34%	231
Unattractive	22.37%	298
Uninspirational	20.87%	278
Total Respondents: 1,332		

Q5 Do you agree with the following statements about Option B?

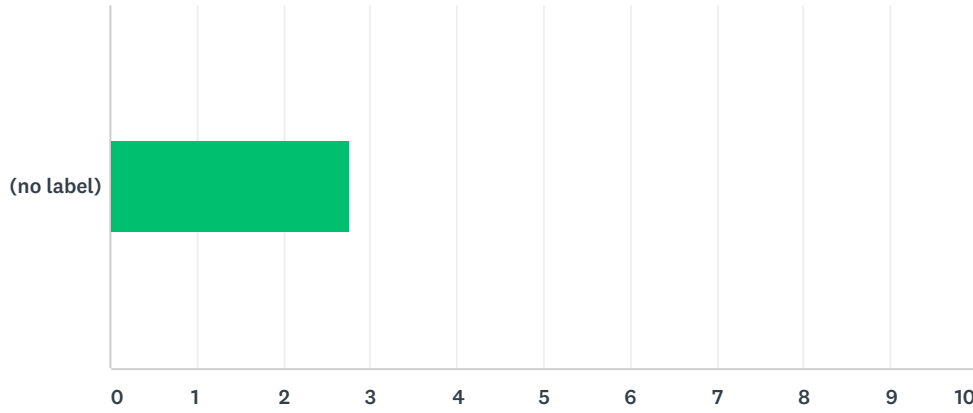
Answered: 1,306 Skipped: 96



	STRONGLY AGREE	AGREE	NEUTRAL	DISAGREE	STRONGLY DISAGREE	TOTAL	WEIGHTED AVERAGE
I like the entrance	12.74% 164	25.56% 329	19.04% 245	25.10% 323	17.56% 226	1,287	2.91
I like the auditorium wing (left)	11.70% 148	29.57% 374	22.77% 288	23.64% 299	12.33% 156	1,265	3.05
I like the classroom wing (right)	11.10% 143	27.41% 353	22.83% 294	22.83% 294	15.84% 204	1,288	2.95
I like the balance of materials	10.40% 134	30.20% 389	27.17% 350	20.19% 260	12.03% 155	1,288	3.07
I like the aesthetics, appearance	9.52% 123	22.52% 291	20.51% 265	29.33% 379	18.11% 234	1,292	2.76
This design fits within the fabric of Arlington	6.41% 83	20.15% 261	26.56% 344	26.33% 341	20.54% 266	1,295	2.66
This design fits my image of Arlington's future	10.50% 136	20.39% 264	22.63% 293	26.02% 337	20.46% 265	1,295	2.74

Q6 What is your overall rating for Option B?

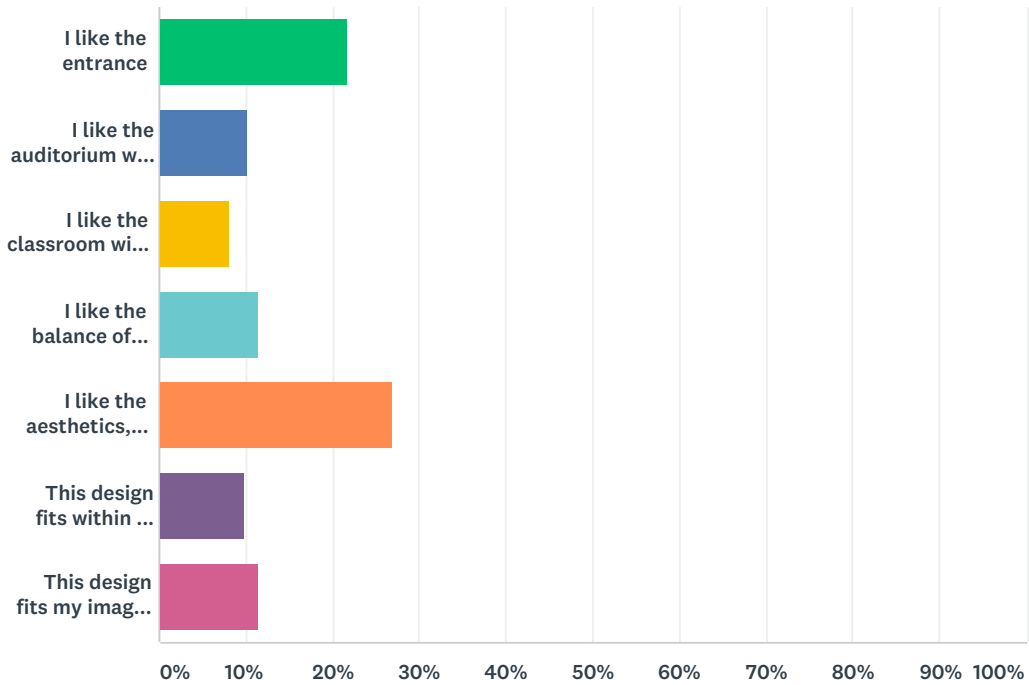
Answered: 1,334 Skipped: 68



	STRONG LIKE	LIKE	NEUTRAL	DISLIKE	STRONG DISLIKE	TOTAL	WEIGHTED AVERAGE
(no label)	10.12% 135	22.19% 296	19.19% 256	31.03% 414	17.47% 233	1,334	2.76

Q7 Which statement weighs most heavily in your overall rating for Option B?

Answered: 1,030 Skipped: 372

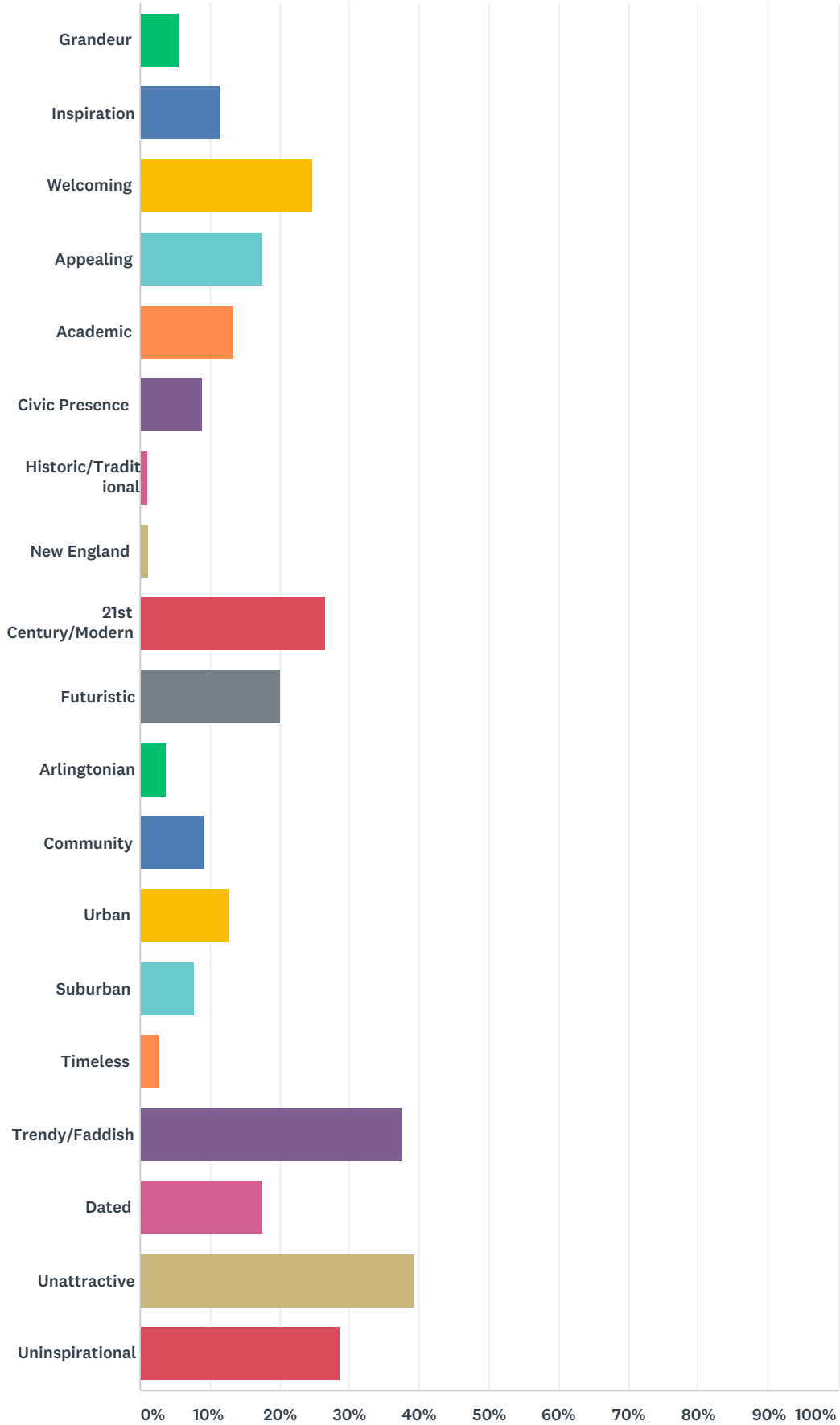


ANSWER CHOICES	RESPONSES	
I like the entrance	21.84%	225
I like the auditorium wing (left)	10.19%	105
I like the classroom wing (right)	8.06%	83
I like the balance of materials	11.55%	119
I like the aesthetics, appearance	26.99%	278
This design fits within the fabric of Arlington	9.90%	102
This design fits my image of Arlington's future	11.46%	118
TOTAL		1,030

Q8 What does Option B evoke for you? (please select no more than 4)

Answered: 1,261 Skipped: 141

AHS Building Project Schematic Design Feedback



ANSWER CHOICES

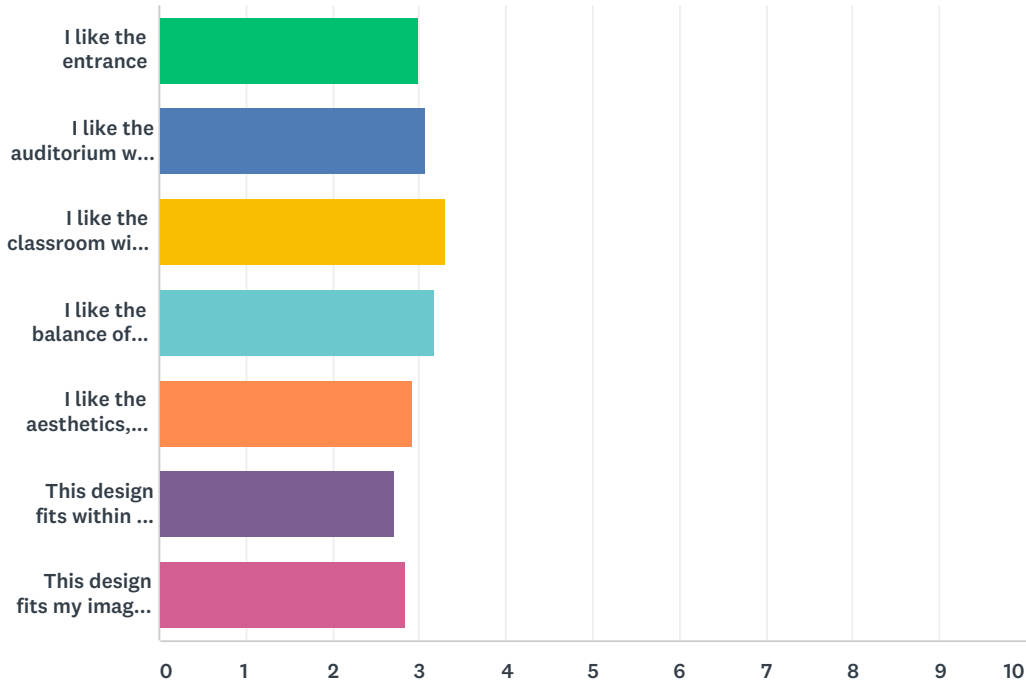
RESPONSES

AHS Building Project Schematic Design Feedback

Grandeur	5.55%	70
Inspiration	11.42%	144
Welcoming	24.74%	312
Appealing	17.53%	221
Academic	13.40%	169
Civic Presence	8.96%	113
Historic/Traditional	0.95%	12
New England	1.35%	17
21st Century/Modern	26.65%	336
Futuristic	20.14%	254
Arlingtonian	3.81%	48
Community	9.20%	116
Urban	12.85%	162
Suburban	7.77%	98
Timeless	2.78%	35
Trendy/Faddish	37.67%	475
Dated	17.53%	221
Unattractive	39.25%	495
Uninspirational	28.63%	361
Total Respondents: 1,261		

Q9 Do you agree with the following statements about Option C?

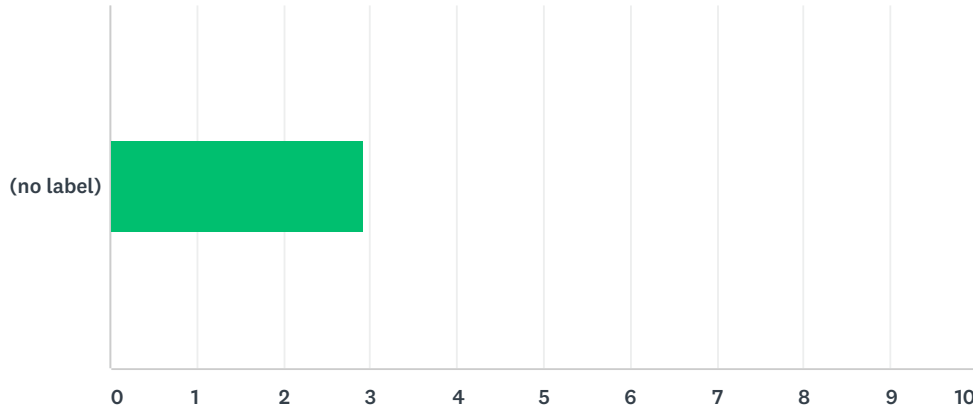
Answered: 1,278 Skipped: 124



	STRONGLY AGREE	AGREE	NEUTRAL	DISAGREE	STRONGLY DISAGREE	TOTAL	WEIGHTED AVERAGE
I like the entrance	14.57% 185	29.29% 372	15.98% 203	21.73% 276	18.43% 234	1,270	3.00
I like the auditorium wing (left)	14.77% 186	28.67% 361	20.10% 253	21.53% 271	14.93% 188	1,259	3.07
I like the classroom wing (right)	15.18% 192	36.05% 456	22.77% 288	15.57% 197	10.43% 132	1,265	3.30
I like the balance of materials	15.14% 192	31.47% 399	23.50% 298	16.56% 210	13.33% 169	1,268	3.19
I like the aesthetics, appearance	12.81% 163	25.86% 329	20.60% 262	23.03% 293	17.69% 225	1,272	2.93
This design fits within the fabric of Arlington	7.40% 94	22.11% 281	26.20% 333	24.23% 308	20.06% 255	1,271	2.73
This design fits my image of Arlington's future	12.66% 161	20.83% 265	24.06% 306	22.64% 288	19.81% 252	1,272	2.84

Q10 What is your overall rating for Option C?

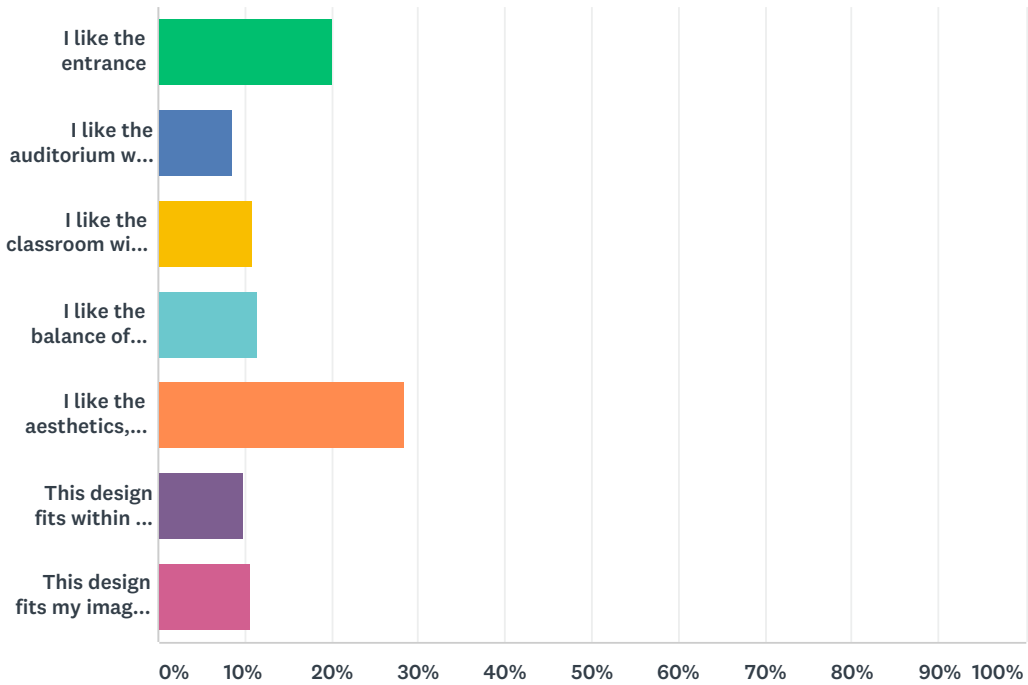
Answered: 1,305 Skipped: 97



	STRONG LIKE	LIKE	NEUTRAL	DISLIKE	STRONG DISLIKE	TOTAL	WEIGHTED AVERAGE
(no label)	14.48% 189	23.91% 312	19.31% 252	24.60% 321	17.70% 231	1,305	2.93

Q11 Which statement weighs most heavily in your overall rating for Option C?

Answered: 991 Skipped: 411

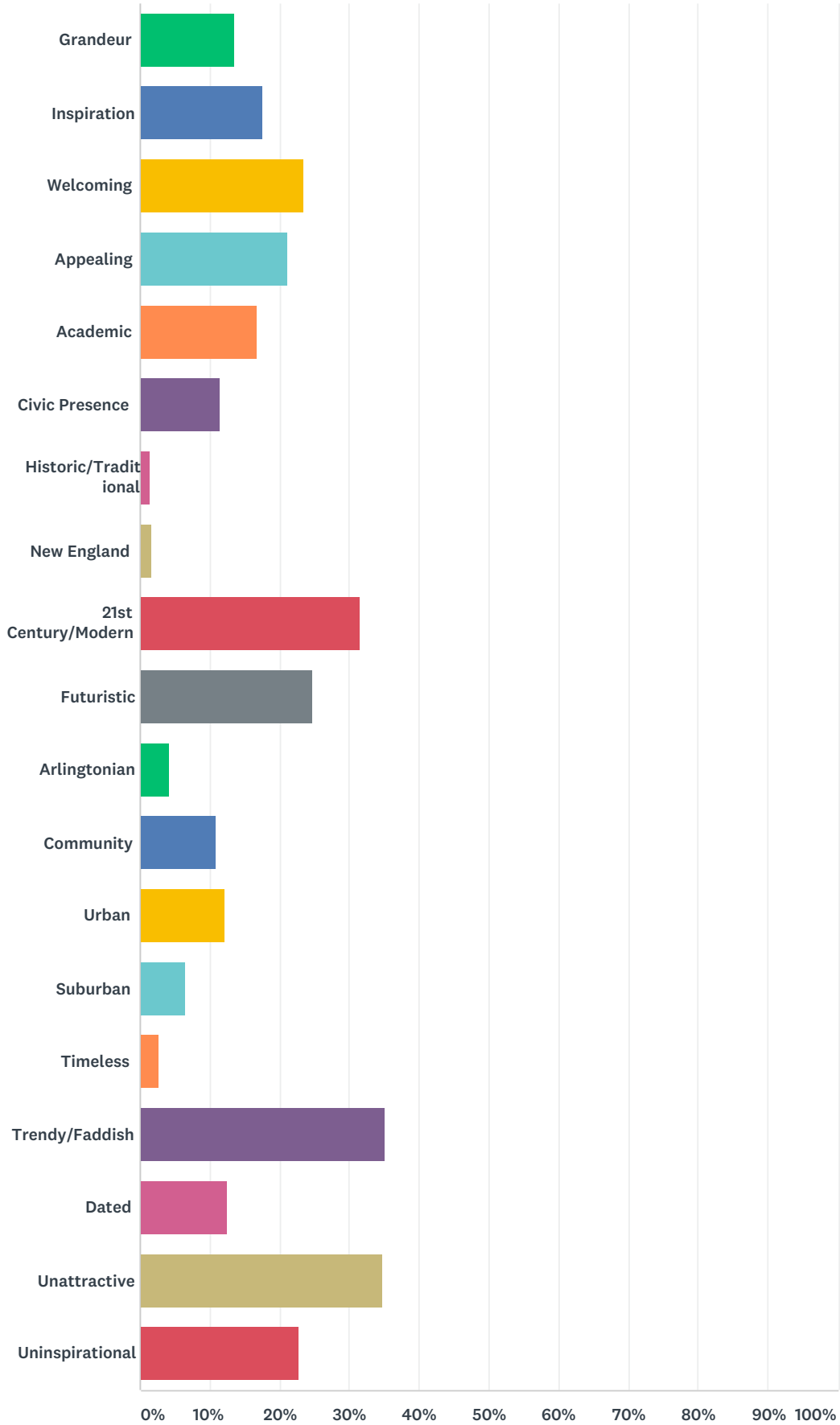


ANSWER CHOICES	RESPONSES	
I like the entrance	20.18%	200
I like the auditorium wing (left)	8.48%	84
I like the classroom wing (right)	10.80%	107
I like the balance of materials	11.50%	114
I like the aesthetics, appearance	28.46%	282
This design fits within the fabric of Arlington	9.89%	98
This design fits my image of Arlington's future	10.70%	106
TOTAL		991

Q12 What does Option C evoke for you? (please select no more than 4)

Answered: 1,236 Skipped: 166

AHS Building Project Schematic Design Feedback



ANSWER CHOICES

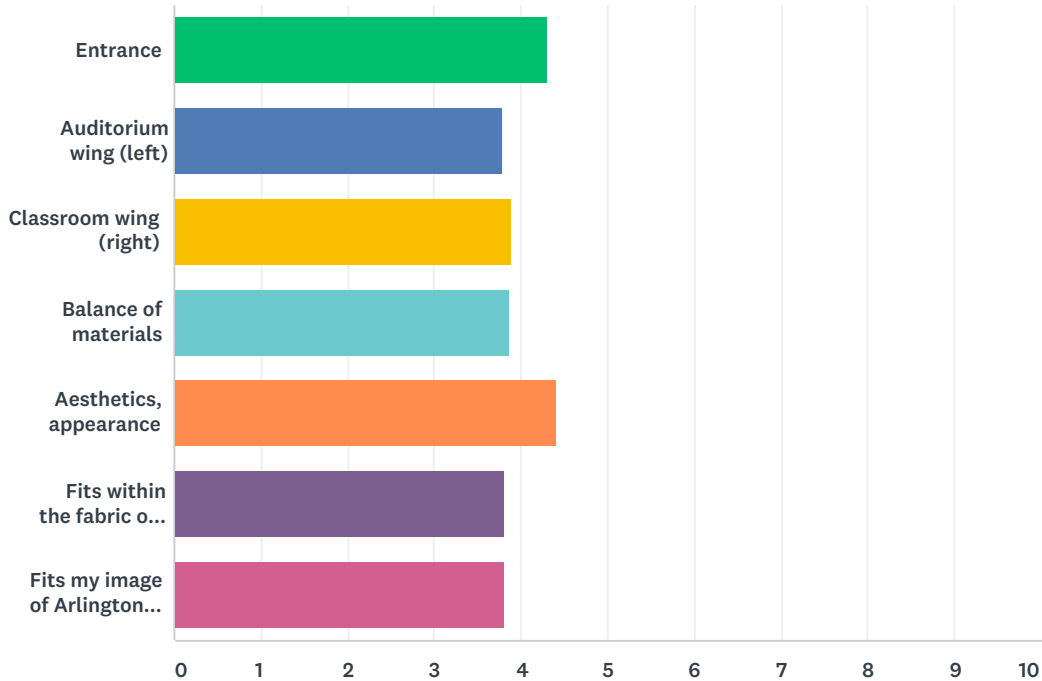
RESPONSES

AHS Building Project Schematic Design Feedback

Grandeur	13.59%	168
Inspiration	17.48%	216
Welcoming	23.46%	290
Appealing	21.20%	262
Academic	16.75%	207
Civic Presence	11.49%	142
Historic/Traditional	1.46%	18
New England	1.70%	21
21st Century/Modern	31.55%	390
Futuristic	24.76%	306
Arlingtonian	4.21%	52
Community	10.92%	135
Urban	12.22%	151
Suburban	6.47%	80
Timeless	2.75%	34
Trendy/Faddish	35.11%	434
Dated	12.54%	155
Unattractive	34.79%	430
Uninspirational	22.90%	283
Total Respondents: 1,236		

Q13 In general, and not related to any particular design, how important are these elements/attributes to you?

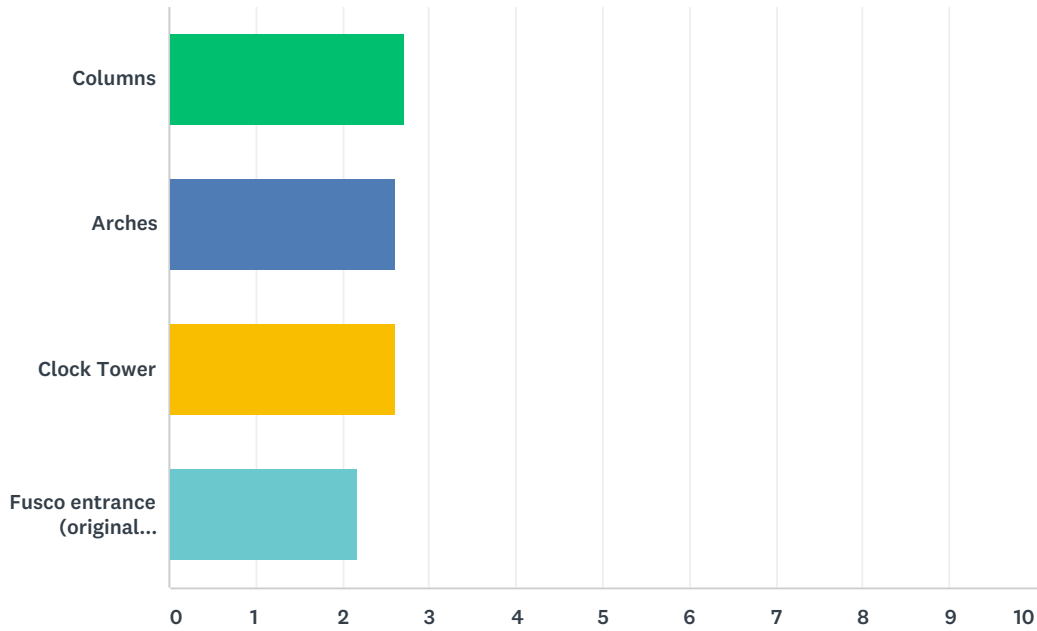
Answered: 1,264 Skipped: 138



	VERY IMPORTANT	IMPORTANT	SOMEWHAT IMPORTANT	LESS IMPORTANT	IRRELEVANT	TOTAL	WEIGHTED AVERAGE
Entrance	49.39% 605	36.41% 446	10.45% 128	2.29% 28	1.47% 18	1,225	4.30
Auditorium wing (left)	20.58% 255	47.94% 594	22.52% 279	6.78% 84	2.18% 27	1,239	3.78
Classroom wing (right)	25.83% 320	46.65% 578	20.18% 250	5.33% 66	2.02% 25	1,239	3.89
Balance of materials	26.75% 333	43.13% 537	21.85% 272	6.83% 85	1.45% 18	1,245	3.87
Aesthetics, appearance	51.96% 650	39.25% 491	7.11% 89	0.96% 12	0.72% 9	1,251	4.41
Fits within the fabric of Arlington	34.92% 440	30.32% 382	20.40% 257	9.92% 125	4.44% 56	1,260	3.81
Fits my image of Arlington's future	33.84% 424	32.24% 404	19.23% 241	9.34% 117	5.35% 67	1,253	3.80

Q14 How important is it to you to reuse or recreate the following original building elements in the new school?

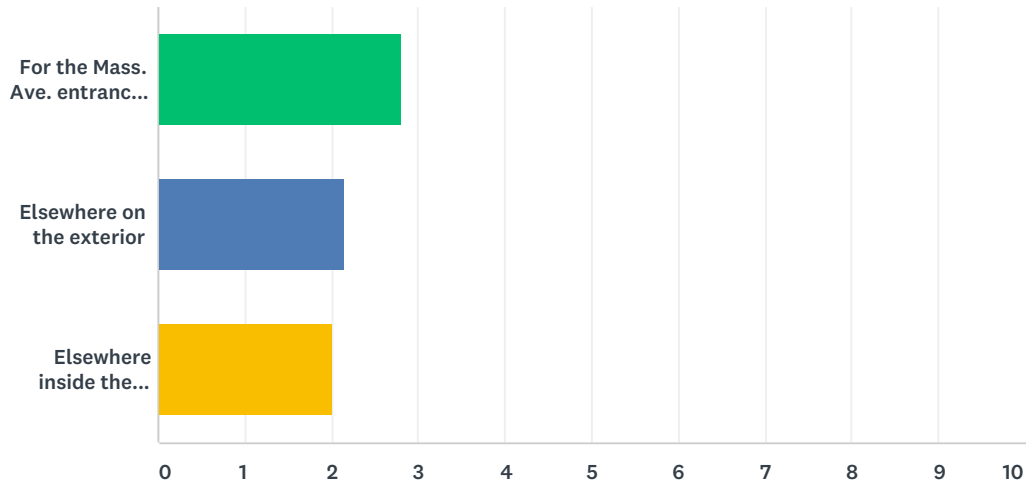
Answered: 1,266 Skipped: 136



	VERY IMPORTANT	IMPORTANT	SOMEWHAT IMPORTANT	LESS IMPORTANT	IRRELEVANT	TOTAL	WEIGHTED AVERAGE
Columns	21.29% 267	13.56% 170	14.19% 178	16.83% 211	34.13% 428	1,254	2.71
Arches	18.24% 230	14.12% 178	13.88% 175	18.72% 236	35.05% 442	1,261	2.62
Clock Tower	19.28% 241	11.68% 146	14.88% 186	19.92% 249	34.24% 428	1,250	2.62
Fusco entrance (original building to the left of the current entrance)	9.57% 119	7.64% 95	15.11% 188	26.45% 329	41.24% 513	1,244	2.18

Q15 How important is it to you to reuse or recreate original building elements in the following locations in the new school?

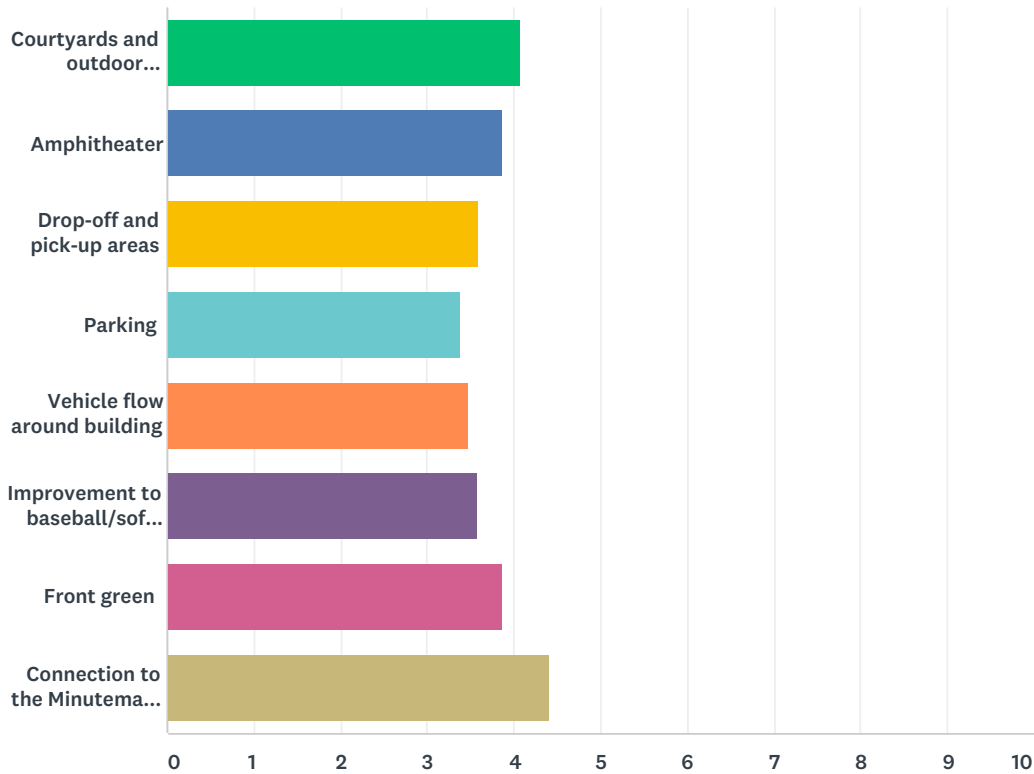
Answered: 1,260 Skipped: 142



	VERY IMPORTANT	IMPORTANT	SOMEWHAT IMPORTANT	LESS IMPORTANT	IRRELEVANT	TOTAL	WEIGHTED AVERAGE
For the Mass. Ave. entrance of the building	25.44% 320	11.21% 141	14.63% 184	15.26% 192	33.47% 421	1,258	2.80
Elsewhere on the exterior	4.65% 58	10.58% 132	17.23% 215	30.29% 378	37.26% 465	1,248	2.15
Elsewhere inside the building	4.16% 52	7.93% 99	15.13% 189	30.10% 376	42.67% 533	1,249	2.01

Q16 How would you rate the following elements of the site plan?

Answered: 1,246 Skipped: 156



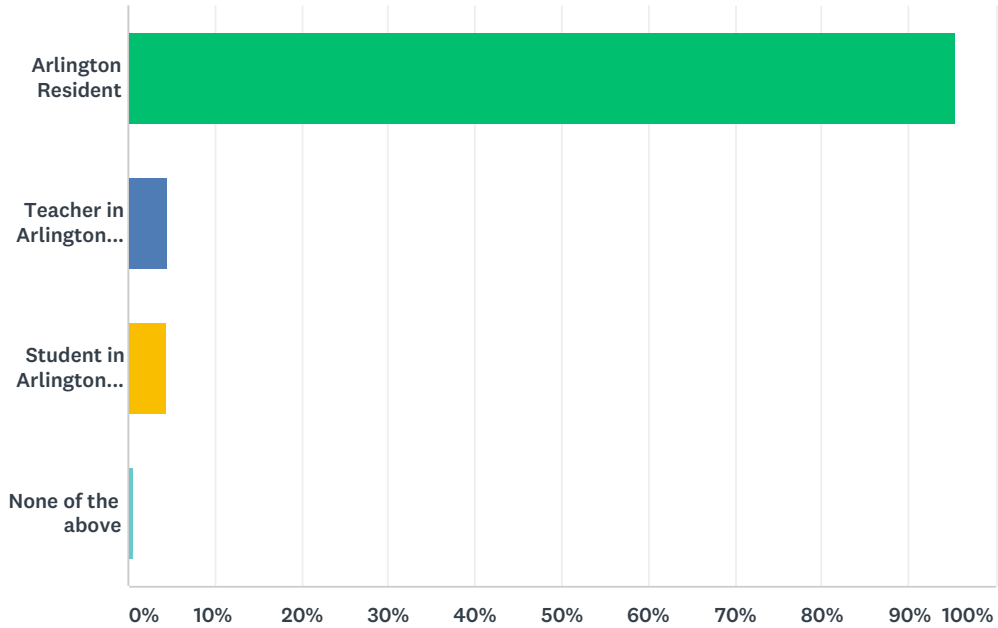
	STRONG LIKE	LIKE	NEUTRAL	DISLIKE	STRONG DISLIKE	TOTAL	WEIGHTED AVERAGE
Courtyards and outdoor learning areas	36.09% 445	44.36% 547	12.81% 158	3.97% 49	2.76% 34	1,233	4.07
Amphitheater	30.90% 381	39.09% 482	20.03% 247	5.19% 64	4.79% 59	1,233	3.86
Drop-off and pick-up areas	16.49% 201	42.58% 519	30.35% 370	5.50% 67	5.09% 62	1,219	3.60
Parking	12.79% 157	33.47% 411	39.58% 486	7.57% 93	6.60% 81	1,228	3.38
Vehicle flow around building	14.24% 175	39.30% 483	32.63% 401	7.32% 90	6.51% 80	1,229	3.47
Improvement to baseball/softball fields	15.20% 187	37.24% 458	40.16% 494	3.98% 49	3.41% 42	1,230	3.57
Front green	28.35% 349	46.30% 570	14.22% 175	5.20% 64	5.93% 73	1,231	3.86
Connection to the Minuteman Bikeway	58.29% 721	29.83% 369	8.41% 104	1.78% 22	1.70% 21	1,237	4.41

Q17 If you have additional feedback about the building project, or design elements not already captured in this form, please provide it here.

Answered: 739 Skipped: 663

Q18 I am a... (check all that apply)

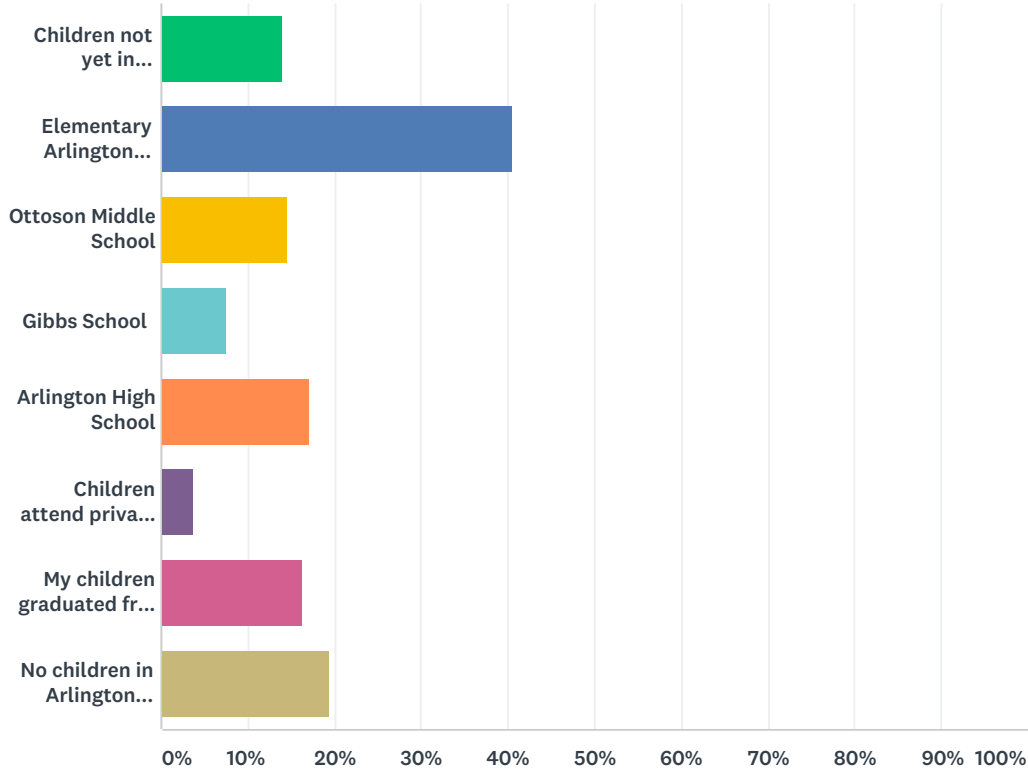
Answered: 1,255 Skipped: 147



ANSWER CHOICES	RESPONSES	
Arlington Resident	95.38%	1,197
Teacher in Arlington Public Schools	4.54%	57
Student in Arlington Public Schools	4.38%	55
None of the above	0.56%	7
Total Respondents: 1,255		

Q19 Do you have children? (check all that apply)

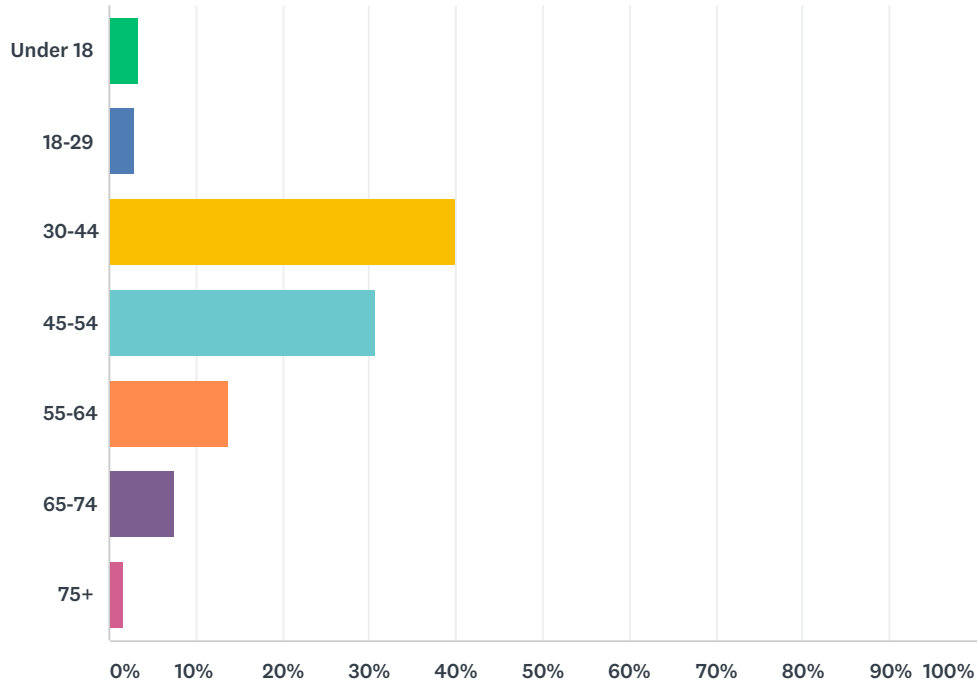
Answered: 1,236 Skipped: 166



ANSWER CHOICES	RESPONSES	
Children not yet in Arlington Public Schools	13.92%	172
Elementary Arlington Public Schools	40.53%	501
Ottoson Middle School	14.56%	180
Gibbs School	7.52%	93
Arlington High School	17.07%	211
Children attend private school	3.80%	47
My children graduated from Arlington Public Schools	16.26%	201
No children in Arlington Public Schools	19.50%	241
Total Respondents: 1,236		

Q20 What is your age?

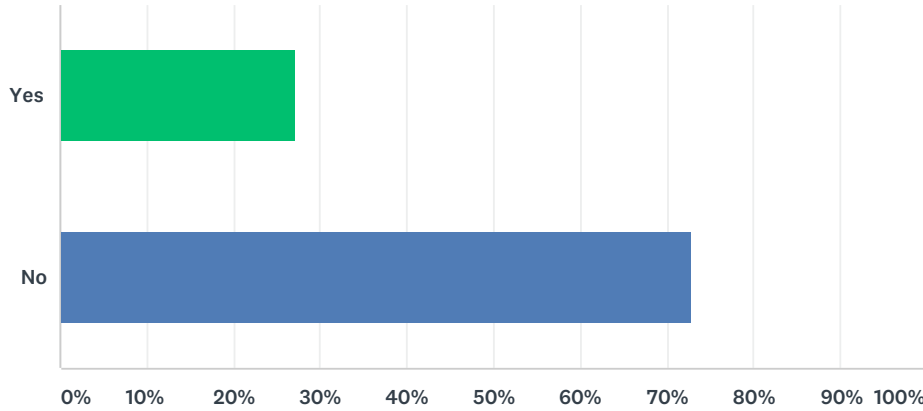
Answered: 1,236 Skipped: 166



ANSWER CHOICES	RESPONSES	
Under 18	3.40%	42
18-29	2.83%	35
30-44	40.05%	495
45-54	30.66%	379
55-64	13.83%	171
65-74	7.52%	93
75+	1.70%	21
TOTAL		1,236

Q21 Did you attend the November 28th community forum or watch it on ACMi?

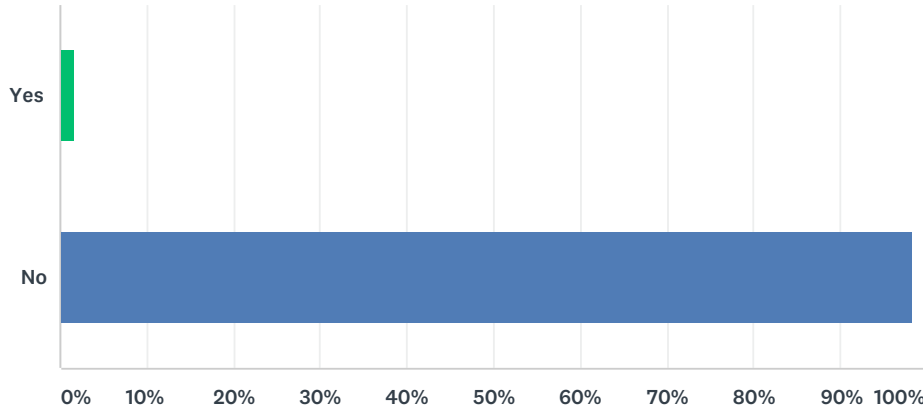
Answered: 1,249 Skipped: 153



ANSWER CHOICES	RESPONSES	
Yes	27.14%	339
No	72.86%	910
TOTAL		1,249

Q22 If you attended the November 28th forum, did you fill out a paper feedback form?

Answered: 971 Skipped: 431



ANSWER CHOICES	RESPONSES	
Yes	1.65%	16
No	98.35%	955
TOTAL		971

Q23 Would you like to receive project updates via email? Please enter your email address here.

Answered: 381 Skipped: 1,021