

School Report Card - Brackett

Brackett (00100010)

Robert A Penta, Principal Principal
Robert A Penta, School Principal
Mailing Address: 66 Eastern Avenue
Arlington, MA 02174
Phone: (781) 316-3702
FAX: (781) 316-3710

Report Card:

This report includes information on the school's performance on the Massachusetts Comprehensive Assessment System (MCAS) by content area, grade level, and for particular student populations. Comparison data from the district, the state, and from 2001 are also provided. In addition, this report includes other information as required by the federal *No Child Left Behind* act.

Grades Offered: K, 01, 02, 03, 04, 05

Percent of teachers licensed: 95%

Percent of core academic classes taught by highly qualified teachers: 85%

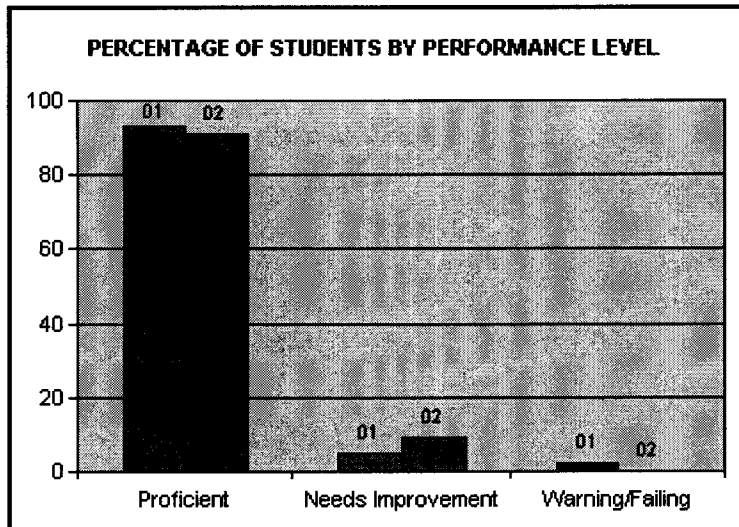
Additional Teacher Information:

Any Arlington Public School teacher not currently holding a teacher's license is in the process of completing the licensure process or has a license pending.

School Report Card - Brackett
Grade 03 - Reading

	Participation		% Students at Each Performance Level			
	#	%	A	P	NI	W/F
STUDENT STATUS						
Regular	51	100	NA	92	8	0
Disabled	1	100				
Limited English Proficient	2	67				
GENDER						
Female	28	100	NA	100	0	0
Male	26	96	NA	81	19	0
RACE/ETHNICITY						
Asian or Pacific Islander	3	75				
Hispanic	3	100				
Mixed or Other	6	100				
White	42	100	NA	95	5	0
FREE LUNCH	3	100				
ALL STUDENTS						
2002	54	98	NA	91	9	0
2001	41	98	NA	93	5	2
DISTRICT						
2002	366	97	0	79	17	3
2001	312	98	0	83	13	4
STATE						
2002	74143	98	0	67	27	6

NOTE: MCAS results for groups with fewer than 10 students are not shown to protect student confidentiality

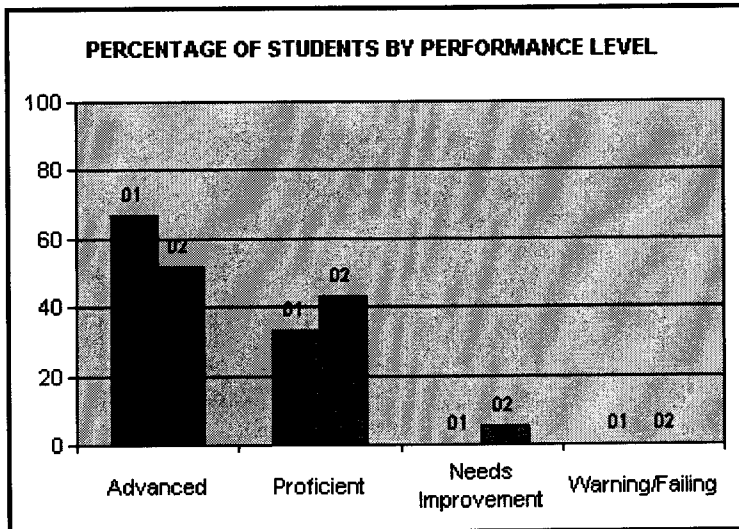


School Report Card - Brackett
Grade 04 - English Language Arts

	Participation		% Students at Each Performance Level			
	#	%	A	P	NI	W/F
STUDENT STATUS						
Regular	40	100	58	43	0	0
Disabled	1	100				
Limited English Proficient	3	100				
GENDER						
Female	24	100	54	42	4	0
Male	20	100	50	45	5	0
RACE/ETHNICITY						
Asian or Pacific Islander	1	100				
Mixed or Other	4	100				
White	39	100	51	46	3	0
FREE LUNCH	2	100				
ALL STUDENTS						
2002	44	100	52	43	5	0
2001	51	100	67	33	0	0
DISTRICT						
2002	304	96	19	61	17	3
2001	341	98	21	55	21	4
STATE						
2002	75008	97	8	46	37	10

NOTE: MCAS results for groups with fewer than 10 students are not shown to protect student confidentiality

Adequate Yearly Performance of School										
Gr	Subj	Base PI	Imp. Target	Cycle II PI	Perf. Rating	Imp. Rating	AYP 99	AYP 00	AYP 01	AYP 02
04	ELA	97.5	+ 0.4	99.5	Very High	On Target	Y	Y	Y	Y
04	MTH	94.2	+ 0.8	99.5	Very High	Above Target	Y	Y	Y	Y

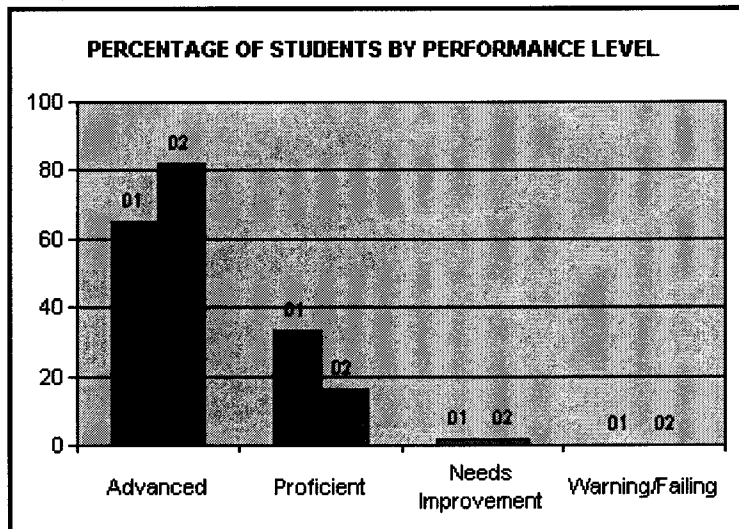


School Report Card - Brackett
Grade 04 - Mathematics

	Participation		% Students at Each Performance Level			
	#	%	A	P	NI	W/F
STUDENT STATUS						
Regular	40	100	83	18	0	0
Disabled	1	100				
Limited English Proficient	3	100				
GENDER						
Female	24	100	83	13	4	0
Male	20	100	80	20	0	0
RACE/ETHNICITY						
Asian or Pacific Islander	1	100				
Mixed or Other	4	100				
White	39	100	79	18	3	0
FREE LUNCH						
	2	100				
ALL STUDENTS						
2002	44	100	82	16	2	0
2001	51	100	65	33	2	0
DISTRICT						
2002	305	96	36	35	23	5
2001	343	98	28	36	28	8
STATE						
2002	75682	98	12	27	42	19

NOTE: MCAS results for groups with fewer than 10 students are not shown to protect student confidentiality

Adequate Yearly Performance of School										
Gr	Subj	Base PI	Imp. Target	Cycle II PI	Perf. Rating	Imp. Rating	AYP 99	AYP 00	AYP 01	AYP 02
04	ELA	97.5	+ 0.4	99.5	Very High	On Target	Y	Y	Y	Y
04	MTH	94.2	+ 0.8	99.5	Very High	Above Target	Y	Y	Y	Y



Data Definitions

Enrollment

Limited English Proficient: are defined as "a student whose first language is a language other than English who is unable to perform ordinary classroom work in English."

Low Income: An indication of whether the student meets ANY ONE of the following definitions of low income:

1. The student is eligible for free or reduced price lunch; or
2. The student receives Transitional Aid to Families benefits; or
3. The student is eligible for food stamps

Migrant: An indication of whether an individual or a parent/guardian accompanying an individual maintains primary employment in one or more agricultural or fishing activities on a seasonal or other temporary basis and establishes a temporary residence for the purposes of such employment.

Percent of teachers licensed:

The percentage of teachers with Provisional, Initial, or Professional licensure (all teaching staff, including long-term substitutes). This information is not required from charter schools.

Percentage of core academic classes taught by highly-qualified teachers:

The percentage of staff, measured in "full-time equivalency", teaching in core academic areas, that meet the NCLB definition of highly-qualified. To meet the definition, teachers must hold a valid Massachusetts license AND demonstrate subject matter competency in the areas they teach. The core academic areas are defined as English, reading or language arts, mathematics, science, foreign languages, civics and government, economics, arts, history, and geography.

MCAS Student Status:

Regular: Students who do not meet the definition for Students with Disabilities or for Limited English Proficient.

Students with Disabilities: Students who have an individualized Education Plan (IEP) or a plan of instructional accommodations provided under Section 504 of the Rehabilitation Act of 1973.

Limited English Proficient: They are defined as "a student whose first language is a language other than English who is unable to perform ordinary classroom work in English."

Race/Ethnicity:

This data is collected on the MCAS test, and is collected differently than in the enrollment statistics. Students have the option on the MCAS of selecting more than one racial/ethnicity descriptor, and "other" is an option.

Eligible for F/RP Lunch:

Students eligible for free or reduced price lunch.

Performance Level Definitions

(A) Advanced - Students demonstrate a superior understanding of challenging subject matter, and solve a wide variety of problems.

(P) Proficient - Students demonstrate a solid understanding of challenging subject matter, and solve a wide variety of problems.

(NI) Needs Improvement - Students demonstrate partial understanding of subject matter, and solve some simple problems.

(W/F) Warning/Failing - Students demonstrate minimal understanding of subject matter, and do not solve simple problems.

Adequate Yearly Progress Performance (School)

Detailed information on the Department of Education's school performance rating process can be found on the Department website at <http://www.doe.mass.edu/ata/sda.html#sprp>.

Base PI - The cycle II **baseline proficiency index**. This measure is based on the 1999 and 2000 MCAS results and is an indicator of how close the school is to having all of its students Proficient or Advanced.

Imp. Target - The school's **improvement target** is the proficiency index points needed, every two years, to close the gap between the baseline and the NCLB goal of all students proficient by 2014.

Cycle II PI - The cycle II **proficiency index**. This measure is based on the 2001 and 2002 MCAS results and is an indicator of how close the school is to having all of its students Proficient or Advanced.

Perf. Rating - The **performance rating** is based on the cycle II PI. The six ratings are Very High, High, Moderate, Low, Very Low, and Critically Low.

Imp. Rating - The **improvement rating** is based on the actual change in the proficiency index, from the baseline to the end of the cycle, compared to the improvement target. The five ratings are Above Target, On Target, Improved Below Target, No Change, and Declined.

AYP - A determination of whether the school has made "adequate yearly progress".